



Name: _____ Grade-Teacher: _____

Library L.I.T.T.O. - Kindergarten

Choose activities that will make 3-in-a-row - TWICE. Have fun and be sure to put an X or an O on the activities!
 Want an extra challenge? Do them all!

<p>(1) Digital Citizenship/Social Responsibility</p> <p>How do you say <u>goodbye to technology</u>?</p> <p><u>Remember to:</u></p> <p>PAUSE, BREATHE, FINISH UP!</p> <p>Draw a picture of your family practicing <u>media balance</u>*.</p> <p><i>*media balance: a balance of technology and face-to-face interactions</i></p>	<p>(2) Personal Exploration</p> <p>Think of an animal you would see at the zoo. Describe the animal to a family member or friend. Can they guess the animal?</p> <p>Example:</p> <p>*I am thinking of an animal that has stripes, a tail and is black and white. (zebra, skunk, penguin, etc.)</p>	<p>(3) Wonder/Investigate</p> <p>Go outside and observe a tree. What do you see? Write or draw 3 things you <u>notice</u> about the tree.</p> <p>Label the parts of a tree:</p> <p>*trunk *bark *branches</p>
<p>(4) Making/Tinkering</p> <p>Using materials in your house to build your name.</p> <p>Use materials like playdough, Legos, straws, crayons etc.</p> <p>**Remember to take a picture!</p>	<p>(5) Information Skills & Strategies</p> <p>Draw a picture of your favorite animal and label the parts of the animal.</p> 	<p>(6) Poetry</p> <p>Read the poem about Spring and draw a picture to match the words.</p> <p>Use details from the poem when drawing your picture.</p> <p style="text-align: center;"> Spring, Spring Springtime is here! Grass is green and flowers grow. Birds are singing Bees are buzzing! Kites are flying everywhere. Spring, Spring Springtime is here! </p>
<p>(7) Reader Response and Reflection</p> <p>Read a story at home and draw a picture of your favorite part!</p> <p>Tell a family member why it is your favorite part.</p>	<p>(8) Voice & Choice</p> <p>Read one of your favorite books. Draw a picture of a character in the story.</p> <p>Share your picture with a family member and tell them about the character.</p>	<p>(9) Create</p> <p>Using paper and crafts around your house, create a bookmark to use as you read!</p> 



Created by: S. McIntyre, L. Pascucci, M. Rudolph, H. Thomas - March 2020

Name: _____ Grade-Teacher: _____

Library L.I.T.T.O. - 1st Grade

Choose activities that will make 3-in-a-row - TWICE. Have fun and be sure to put an X or an O on the activities!

Challenge: Do them all!

<p>(1) Digital Citizenship/Social Responsibility</p> <p>Talk to your families about our Internet traffic light.</p> <p><u>GREEN</u> means GO to sites we trust!</p> <p><u>YELLOW</u> means slow! Safety is a must.</p> <p><u>RED</u> means STOP, ask if it's ok.</p> <p>Follow your gut to go the right way!</p> <p>What are some green sites that you like to use?</p> <p>©Common Sense Media</p>	<p>(2) Personal Exploration</p> <p>Imagine that you are an <u>illustrator</u>!</p> <p>Think of your favorite book.</p> <p>Re-design the cover of the book.</p> <p>Tell a family member about your new cover.</p> <p>We'd love to see your ideas!!!</p>	<p>(3) Wonder/Investigate</p> <p>I've noticed a lot of squirrels running around my yard! Make a list of things you <u>know</u> about <u>squirrels</u>.</p> <p>Now come up with 3 <u>WONDER</u> questions you have!</p> <ol style="list-style-type: none"> 1. What I know about squirrels..... 2. I wonder..... <p><u>Wonder words:</u> What? Where? Who? Why? When? How?</p>
<p>(4) Making/Tinkering</p> <p>Using something, an old sock or paper bag, to create a puppet! Use materials around your house like paper, cotton balls, q-tips, etc. to add eyes and hair. Be sure to give your puppet a name.</p> <p>Have your puppet tell a story. Don't forget B-M-E (Beginning, Middle, End).</p> <p>Take a picture and introduce me to your puppet!</p>	<p>(5) Information Skills & Strategies</p> <p>My favorite season is fall. I love watching the leaves change color, going apple picking, and feeling the nice, cool weather.</p> <p>What is your favorite season?</p> <p>Give <u>3 reasons</u> why and draw a picture of you doing an activity in that season.</p>	<p>(6) Poetry</p> <p>Create a poem of things that are your favorite color!</p> <p><u>Purple</u></p> <p>Flowers Grapes Ice pops Crayon Balloon</p>
<p>(7) Reader Response and Reflection</p> <p>I want to grow a garden this summer. Make a list of 5 things I will need to use to design a garden.</p> <p><u>Challenge:</u> Write step by step directions on how I should create my garden!</p>	<p>(8) Voice & Choice</p> <p>Read your favorite story. Add a new character to your story. Remember to give the character a name and tell us what he/she will do in the story.</p>	<p>(9) Create</p> <p>Using paper and crafts around your house, create a bookmark to use as you read!</p> <div style="display: flex; justify-content: space-around;">   </div>

Created by: S. McIntyre, L. Pascucci, M. Rudolph, H. Thomas - March 2020

L.I.T.T.O. - Learning, Independence, Teamwork, Time Management, Ownership ©2013, Jean Hoins)

Name: _____

Grade-Teacher: _____

Library L.I.T.T.O. - 2nd Grade

Choose activities that will make 3-in-a-row - TWICE. Have fun and be sure to put an X or an O on the activities!

<p>(1) Digital Citizenship/Social Responsibility</p> <p>Think back to our Nearpod lesson, "Let's Give Credit."</p> <p>Tell a family member about the following:</p> <ol style="list-style-type: none"> 1. Why is it important to give credit for someone else's work? 2. To give credit for information you find online and want to use in your schoolwork, what should you include? <p><i>(Hint: what are the important pieces from an article that you read online?)</i></p>	<p>(2) Personal Exploration</p> <p>Imagine that you are an author! Do the following:</p> <ul style="list-style-type: none"> • Write the title of your book • Create a drawing of what the cover would look like • Include a short description of what the book would be about (summary - don't give the whole story away!) • Ask a family member what they think about your ideas <p>**Challenge: Write the story!**</p>	<p>(3) Wonder/Investigate</p> <p>Take a look at something outside in nature!</p> <p>Write down <u>3 facts</u> you know about it.</p> <p>Then, write <u>down questions</u> that you still have.</p> <p>Where do you think you could find answers to these questions?</p>
<p>(4) Making/Tinkering</p> <p>Think about one of your favorite books.</p> <p>Now, think about the main character in that book.</p> <p>Using materials that you can find in your house or in your yard, make a model of that character.</p> <p>Don't forget to take a picture of it when you are done!</p>	<p>(5) Information Skills & Strategies</p> <p>Put your fact and opinion knowledge to the test.</p> <p>Write down a few <u>fact and opinion</u> statements.</p> <p>Examples: Koalas eat eucalyptus. (fact) Koalas are cute! (opinion)</p> <p>Quiz a family member!</p> <p>Can they guess if the statements are facts or opinions?</p> <p><i>(Remember, these should not be True or False statements!)</i></p>	<p>(6) Poetry</p> <p>Create an <u>acrostic poem</u>, using the word SPRING. Draw a picture that goes with your poem!</p> <p>An <u>acrostic poem</u> is a poem where the first letters of each line spell out a word vertically - the theme or message of the poem.</p> <p>Here is an example using SPRING:</p> <p style="text-align: center;"> Spending time with friends Playing on the swings Raindrops falling Indigo flowers blooming No more snow storms Glad for warm weather! </p>
<p>(7) Reader Response and Reflection</p> <p>Pick one of these quotes from Dr. Seuss. Write or draw a picture of what the quote means to you.</p> <ol style="list-style-type: none"> 1. You have brains in your head. You have feet in your shoes. You can steer yourself in any direction you choose. – Dr. Seuss 2. You do not like them. So you say. Try them! Try them! And YOU MAY! – Dr. Seuss 3. You'll miss the best things if you keep your eyes shut. – Dr. Seuss 	<p>(8) Voice & Choice</p> <p>Choose a book of your choice to read.</p> <p>Recreate the cover as if you were the illustrator - be sure to include the title and author.</p> <p>What did you do differently?</p>	<p>(9) Create</p> <p>Create a new ending for a book that you have recently read.</p> <p>Write the new ending and draw an illustration to go along with it!</p>

Created by: S. McIntyre, L. Pascucci, M. Rudolph, H. Thomas - March 2020

L.I.T.T.O. - Learning, Independence, Teamwork, Time Management, Ownership (©2013, Jean Hoins)

Name: _____ Grade-Teacher: _____

Library L.I.T.T.O. – 3rd Grade

Choose activities that will make 3-in-a-row - TWICE. Have fun and be sure to put an X or an O on the activities!
Extra challenge: Do all of the activities!


<p>(1) Digital Citizenship/Social Responsibility</p> <p>Sometimes people can change, or alter, pictures or videos that you see online. Talk to a family member about this.</p> <p>Why do people alter photos or videos before they put them online?</p> <p>Have you ever altered a photo or video?</p> <p>Why did you do that? (purpose)</p>	<p>(2) Personal Exploration</p> <p>Take a look at an advertisement in a magazine/newspaper, or a commercial on T.V. Talk to a family member about the ad/commercial.</p> <p>What are they selling? Do you think the commercial is successful? Why or why not?</p> <p>Can you believe what you see? What evidence do you have?</p>	<p>(3) Wonder/Investigate</p> <p>Take a look at something outside in nature!</p> <p>Write down <u>3 facts</u> you know about it.</p> <p>Then, write down <u>questions</u> that you still have.</p>
<p>(4) Making/Tinkering</p> <p>Think about what you could design/build to help you with going to school at home. Write down your thoughts.</p> <p><u>Wonder</u>: What problem am I trying to solve?</p> <p><u>Brainstorm</u>: Write down and think about ideas you have to solve that problem.</p> <p><u>Plan/Design</u>: Draw a plan of what your design might look like. Find materials around your home that you could use to build a model of your idea.</p> <p><u>Reflect</u>: After building your model, think about what went well/what could have been done differently? What would/could you do to improve your plan?</p>	<p>(5) Information Skills & Strategies</p> <p>Think about a <u>topic</u> that you do not know a lot about. It could be anything!</p> <p>Write down as many <u>questions</u> as you can think about your topic.</p> <p>Try to come up with <u>more than one of the following types</u> of questions:</p> <ul style="list-style-type: none"> • Why? • What? • Who? • Where? • How? • When? 	<p>(6) Poetry</p> <p>Write a cinquain poem. A cinquain poem is a 5-line poem that follows a pattern with 11 words.</p> <p>Line 1: one word (noun - this is your title) Line 2: two words (adjectives: describe the topic or title) Line 3: three words (verbs: actions about the title/topic) Line 4: four word phrase (describe a feeling or statement about the title/topic) Line 5: one word (noun - the title/topic)</p> <p><u>Example</u>:</p> <p style="text-align: center;">Chocolate Sweet, creamy Unwrap, chew, swallow Yummy in the tummy Chocolate</p>
<p>(7) Reader Response and Reflection</p> <p>Choose a book of your choice to read.</p> <p>Create a new title for the book, as if you were the author.</p> <p>What is the new title?</p> <p>Why did you choose this new title?</p>	<p>(8) Investigate - Making Sense of Information</p> <p>With a family member, read, watch, or listen to something that would be considered nonfiction. Afterwards, talk about the following:</p> <p>Is there more you would want to know?</p> <p>What questions do you still have?</p> <p>Did you learn something you didn't already know? If so, what was it? Share with someone else.</p>	<p>(9) Create</p> <p>Find a book in your home that has illustrations. It could be a picture book or a chapter book.</p> <p>Turn to a random page. Read that page.</p> <p>Now, imagine that YOU are the illustrator. What illustration would you have drawn to go with the words on the page? Get creative!</p>

Name: _____

Grade-Teacher: _____

Library L.I.T.T.O. - 4th Grade

Choose activities that will make 3-in-a-row - TWICE. Have fun and be sure to put an X or an O on the activities!

<p>(1) <u>Digital Citizenship/Social Responsibility</u></p> <p>Think about our unit called "A Creator's Rights and Responsibilities" (Nearpod).</p> <p>What can you teach your family about a creator's rights and your responsibilities as users of technology.</p> <p><i>Hint: intellectual property, copyright, license, attribute, plagiarism.</i></p>	<p>(2) <u>Information Literacy</u></p> <p>Look for an advertisement somewhere around your house (magazine, tv, online, newspaper, etc.).</p> <p>Who do you think this ad was intended or made for (i.e. the audience)?</p> <p>What was the purpose for making this ad?</p> <p>Purposes in advertising: P: Persuade I: Inform E: Entertain S: Sell</p>	<p>(3) <u>Personal Exploration & Growth</u></p> <p>Find a quote, or a line in a story, that you really like.</p> <ol style="list-style-type: none"> Write it down Add a citation (author, title, © date, publisher) Why did you choose this quote? What does it mean to you?
<p>(4) <u>Making/Tinkering</u></p> <p>Think about what you could design/build to help you with going to school at home. Make an Idea Journal to keep your thoughts in one place.</p> <p><u>Wonder</u>: What problem am I trying to solve?</p> <p><u>Brainstorm</u>: Write down and think about different ideas you have to solve that problem.</p> <p><u>Plan/Design</u>: Draw a plan of what your design might look like. Find materials around your home that you could use to build a model of your idea.</p> <p><u>Reflect</u>: After building your model, think about what went well/what could have been done differently? What would/could you do to improve your plan?</p>	<p>(5) <u>Investigate - Making Sense of Information and Notetaking</u></p> <p>Read this paragraph about American Indians. Restate the information in your own words. .</p> <p><i>*hint: Share the information so that it sounds like you, a 4th grader, is sharing it.</i></p> <p>Native culture is more than beads and feathers, and we are more than mascots and stereotypes. Native nations have their own distinct cultures. There may be similarities in cultures, overlapping beliefs, or related origin stories, but there is not one "Indian culture."</p> <p><i>American Indians Today, PebbleGo Next, ©2020.</i></p>	<p>(6) <u>Poetry - Found Poetry is a poem made from found words.</u></p>  <p>Found poetry - find words anywhere around your home. Put them together to make a poem.</p> <p>We'd love to see what you created!!!</p>
<p>(7) <u>Reader's Choice</u></p> <p>Choose a book of your choice to read.</p> <p>Recreate the cover as if you were the illustrator - be sure to include the title and author. What would you do differently?</p>	<p>(8) <u>Personal Growth and Agency</u></p> <p>Write/create a book/series recommendation. Use your own style!</p> <p>Include: Title, author, brief summary (without giving the story away), and a teaser (a reason to want to read the book). Make it original!</p>	<p>(9) <u>Create</u></p> <p>Write a poem, a song, make a picture, an artistic creation or build something that explains one of the elements of a story that you have read. Take a picture or save your creation so that we can share later. (characters, setting, plot)</p>

Created by: S. McIntyre, L. Pascucci, M. Rudolph, H. Thomas - March 2020

L.I.T.T.O. - Learning, Independence, Teamwork, Time Management, Ownership! (©2013, Jean Hoins)

Name: _____

Grade-Teacher: _____

Library L.I.T.T.O. - 5th Grade

Choose activities that will make 3-in-a-row - TWICE. Have fun and be sure to put an X or an O on the activities!

<p>(1) Digital Citizenship/Social Responsibility - Cyberbullying</p> <p>Mia is planning a birthday party. Her parents have set a limit of 15 kids. Two kids who were not invited decide to spread mean rumors about Mia using a messaging app. They say things like: "Mia is so not cool, not sure why anyone would go to her filthy house." "I heard Mia is having fruit instead of cake. Yuk!" "Mia is totally boring and I don't know why anyone would go to her party." They encourage the students who were invited to the party to add reasons to why Mia "isn't cool" and tell them not to go to her party.</p> <ol style="list-style-type: none"> 1. In this situation, who is in each role? Target? Bully? Upstander? 2. If you were Mia, how would you feel? Would your feelings be the same as or different from Mia's? Why? 3. What would you do to try to stop the cyberbullying? 	<p>(2) Personal Exploration</p> <p>Find a quote, or a line in a story, that you really like.</p> <ol style="list-style-type: none"> 1. Write it down 2. Add a citation (author, title, @ date, publisher) 3. Why did you choose this quote? 4. What does it mean to you? <p>**Challenge: make an illustration to go with the quote**</p>	<p>(3) Wonder/Investigate</p> <p><u>Choose a topic</u> that you are curious about. Ex. Science, Social Studies</p> <p>Write down a question that you have about that topic.</p> <p>Identify the important words (<i>what you want to know</i>) by underlining them.</p> <p>Make a <u>keyword list</u>: a list of words that are related to what you underlined (synonyms, similar terms).</p> <p>**Challenge: locate and select a resource that might help you find information to answer your question. Use the keyword as you search for the information.**</p>
<p>(4) Making/Tinkering</p> <p>Think about what you could design/build to help you with going to school at home. Make an Idea Journal to keep your thoughts in one place.</p> <p><u>Wonder</u>: What problem am I trying to solve?</p> <p><u>Brainstorm</u>: Write down and think about different ideas you have to solve that problem.</p> <p><u>Plan/Design</u>: Draw a plan of what your design might look like. Find materials around your home that you could use to build a model of your idea.</p> <p><u>Reflect</u>: After building your model, think about what went well/what could have been done differently? What would/could you do to improve your plan?</p>	<p>(5) Information Skills & Strategies</p> <p>Look for an advertisement somewhere around your house (magazine, tv, online, newspaper, etc.).</p> <p>Who do you think this ad was intended or made for (i.e. the audience)?</p> <p>What was the purpose for making this ad?</p> <p>Purposes in advertising:</p> <ul style="list-style-type: none"> - P: Persuade - I: Inform - E: Entertain - S: Sell 	<p>(6) Poetry</p> <p>Choose a historical figure and create a Bio Poem using the line key below:</p> <ol style="list-style-type: none"> 1. First name of person 2. Time in history 3. 3 character traits 4. 2 nouns or phrases 5. 3 adjectives 6. 1 belief or thought of the person 7. 1 noun or phrase 8. 1 challenge they had 9. 1 inspiration they had 10. 1 event 11. Most important accomplishment 12. Location 13. Last name of person
<p>(7) Reader Response and Reflection</p> <p>Read a book of your choice. Write a book review that persuades your classmates to read YOUR book.</p> <p>Use evidence from the text to prove that your book would be the best one to read. Be creative!</p>	<p>(8) Voice & Choice</p> <p>What is something that you always wanted to know more about? What will you do with the information once you find it? Write a paragraph outlining the details of how you do it.</p>	<p>(9) Create</p> <p><u>Crossword Puzzle</u>: Using information that you know, or have researched, create a crossword puzzles for your classmates or your family to complete.</p>

Created by: S. McIntyre, L. Pascucci, M. Rudolph, H. Thomas - March 2020