

Ballston Spa

CENTRAL SCHOOL DISTRICT

Educating Everyone Takes Everyone

Ken Slentz
Superintendent of Schools

(518) 884-7195 Ext.1310
E-mail: kslentz@bscsd.org

Learning at Home

First Grade

Work Packet



Growing Knowledge Activities: First Grade "A" Grid

Complete these activities to build your background knowledge and vocabulary.

Directions: Choose a book/ article from home or an informational TV show (check our digital resources list) & follow these steps:





- 1- Decide whether your book, article, or show is fiction or nonfiction. Tell how you know.
- 2- Read the book, article, or watch the show with someone. Choral read (in unison) or echo read (repeat back) parts if you can.
- 3- Select one box from the grid below and have a discussion with someone at home.







Fiction	Tell what happened at the beginning, middle, and end of the book or show.	Fiction	Describe how the characters' feelings changed during the story or show.	Fiction	Explain the problem in the story & describe the solution . Tell the lesson you learned and why it is important.	Fiction	Make up some Who, What, How, and Why questions about the book or show. Ask them to someone who read or watched with you.	Fiction	Line up your stuffed animals and retell the story or show to them. Use the words first, next, then, and last to help you.
Fiction	Name the main characters , which one you liked best, and tell why.	Fiction	Give the book or show a new title . Tell someone what it is and why you chose it.	Fiction	Name the setting for the story or show. Explain how the story or show would change if the setting was different.	Fiction	Pick a character from the story and explain what character traits he/she demonstrated.	Fiction	Think of a different ending for the book or show and explain it to someone.
Nonfiction	Make a list of the three most important facts from the book or show.	Nonfiction	Choose one picture from the book or show and tell why you think the author included it .	Nonfiction	Tell three important details from the book or show. Use evidence to prove how you know.	Nonfiction	Show (book) or tell (TV show) someone your favorite pictures or scenes .	Nonfiction	Make up a short quiz about facts you learned and "quiz" someone at home.
Nonfiction	Try to persuade someone to read the book or watch the show. Tell them what they will learn about.	Nonfiction	Give the book or show a new name and explain why you picked it.	Nonfiction	Call a family member or friend and tell them three facts you learned from the book or show.	Nonfiction	Name two vocabulary words from the book or show that were new to you and tell what they mean.	Nonfiction	Share one question you have after reading this book or watching this show.







Word Play Activities: First Grade "B" Grid








Complete these activities to practice your listening and spelling skills.








Directions: Pick a game to play with someone at home.

<p>Make a list of things in your home that have a digraph in the word. (Ex. cheese, dish, brush)</p> 	<p>Using the Fundations poster, perform the drill sounds warmup for someone at home.</p> 	<p>Write these words on a separate sheet of paper and mark them up:</p> <p>spend crash dogs plants plump scrub shrimp wall blend banks</p>	<p>Write a sentence for each of these words: boil, chill</p>	<p>Skywrite the following trick words: your, does, were, what, put, two</p>
<p>Make a list of words with the following glued sounds: ang, ing, ung, ong Example: bling</p>	<p>Practice spelling and writing the trick words: said, where, also, could, over. Make index cards for the ones that trick you.</p>	<p>Make a list of CVC (consonant-vowel-consonant) words. Example: cat, tip, run</p> 	<p>Make a list of words with the following glued sounds: ank, ink, onk, unk Example: tonk, wink</p>	<p>Practice the trick words: from, was, have, here, very, come. Make index cards for the ones that trick you.</p>
<p>Deleting Phonemes (You say a word. Take away the first sound & have child say what is left.) "ham" without /h/- what is left? ("am") "ten" without /t/- what is left? ("en") -Repeat-</p>	<p>Beginning Sounds (You say the word, child repeats and says the beginning sound. Ex: time, /t/) his, jeep, dot, face, rim, cute, mix, pat -Repeat-</p>	<p>Blending (You say the sounds, child repeats and uses hands to "chop" the sounds and blend them together. Ex: /g/ /o/ /go) we, so, by, pay, me, us, hap, app, row, way, olim, up, new, eat, odd, see - Repeat-</p>	<p>Make 5 words using digraphs:</p> 	<p>Write trick words in the spaces on a tic-tac-toe board. Before the player puts their X or O on the paper, they have to read the word</p>
<p>Say and write 5 words that rhyme with brush. Say and write 5 words that rhyme with stop.</p>	<p>Adding Phonemes (You say a word part. Add a sound at the beginning & have child say the new word.) /an/- add /v/ to the beginning (van) /ig/- add /p/ to the beginning (pig) /it/- add /h/ to the beginning (hit) -Repeat-</p>	<p>Rhyme recognition: Say the set of 3 words- the child will repeat only the two words that rhyme. Store, snore, spray Spy, scarf, sky Start, smart, speak Smell, skit, spell</p>	<p>Segmenting Words into Sounds (You say the word, the child repeats the word and uses hands to "chop" the word into sounds Ex. Lake, l-a-k): my, oak, too, pay, pet -Repeat-</p>	<p>Skywrite the following trick words: number why are when they for</p>

Aa  a - apple - /æ/	Bb  b - bat - /b/	Cc  c - cat - /kæt/	Dd  d - dog - /dɒg/	Ee  e - old - /oʊld/	Ff  f - fireworks - /faɪəvɜːrk/
---	---	---	---	--	---

Gg  g - game - /ɡeɪm/	Hh  h - hat - /hæt/	Ii  i - baby - /beɪbi/	Jj  j - jar - /dʒɑːr/	Kk  k - kite - /kaɪt/	Ll  l - lamp - /læmp/
---	---	--	---	---	---

Mm  m - man - /mæn/	Nn  n - noodle - /nuːdl/	Oo  o - octopus - /ˈɒktəpəs/	Pp  p - pie - /paɪ/	Qu  qu - queen - /kwiːn/	Rr  r - rat - /ræt/	Ss  s - snake - /sneɪk/
--	---	---	--	---	--	--

Tt  t - top - /tɒp/	Uu  u - up - /ʌp/	Vv  v - van - /væn/	Ww  w - worm - /wɜːm/	Xx  x - fox - /fɒks/	Yy  y - yarn - /jɑːn/	Zz  z - zebra - /zebrə/
---	---	---	---	--	---	---

wh  wh - whistle - /wɪsəl/	ch  ch - chin - /tʃɪn/	sh  sh - ship - /ʃɪp/	th  th - thumb - /θʌm/	ck  ck - sock - /sɒk/
--	--	---	--	---

Writing Activities: First Grade "C" Grid

Complete these activities to practice your writing skills.

Directions: Pick a topic to write about. Try to write 2-3 sentences. Feel free to draw pictures to go with your writing.

- When you are done, look over your work. Check your work for the following:
 - Did you start with an uppercase letter and end with punctuation? Did you use proper spaces? Does every sentence have a subject and predicate?

Write about what you like to do at recess and tell why.	Make a pretend shopping list of ten things you would like to buy at a dollar store.	Pick three trick words, write them in a sentence, and draw a picture to go with them.	Use your 5 senses to describe your favorite place. What do you see, feel, hear, taste, and smell?	Write a nice note to a family member. Tape it to a place it will surprise them (ex. mirror).
Write a biography about someone in your family. Tell 3-4 facts about this person.	Write about your favorite songs. What type of music do you like?	Write about a friend and what you like to do together.	What is your favorite animal? Write about why you like it.	Write a note to a teacher or staff member you miss at school. Feel free to ask an adult to email it to them.
Write the beginning, middle, and end of your favorite movie. Give it a different title.	Write three facts you learned from a book you have recently read or from a show you have watched.	What is your favorite class at school? Write about it.	Write about something fun you did today and draw a picture to go with it.	Make a list of your favorite books. Feel free to email it to your school librarian.
Make a list of your favorite foods. Add pictures to go with it.	Write 2-3 sentences about your favorite superhero.	Write about your pet or a pet you wish you had.	Write about your favorite story. Who is the main character and where is the setting?	Write 2-3 sentences about a place you would like to visit.
What is your favorite season? Make a list of the things you like best during that season.	What is your favorite kind of ice cream? Write about why you like it.	Make a list of all the things you would need to bring to go to the beach.	Write about what it means to be a good friend.	Look out your window and write about things you see.

Math Activities: First Grade "D" Grid

Complete these activities to practice your math skills.

Directions: Pick a math activity to complete.

Take 10 pennies or beans and cover some with a cup. How many are left? How many are under the cup? Write the number sentences .	Write an addition number sentence about friends in your class.	Go on a comparison hunt in your home. Write sentences comparing things that are less, more, same, larger, small, and different .	Write number combinations for ten (ex. 8 and 2, 5 and 5).	Practice skip counting by 2s, 5s, and 10s.
Count how many walking steps it takes to " measure " the length of the driveway or sidewalk. Now, how many ball bounces does it take?	Choose three items at home and compare their height and length . Write or say sentences telling what you notice.	Play a math game at home (War, Uno, Chutes and Ladders).	Trace a shoe or your hand on paper. Estimate how many pennies or pasta pieces will cover the shape. Write the number that tells how many.	Roll two dice. Write the addition number sentence for the numbers rolled. Repeat eight times.
Count backwards from 70 to 20 by 10s, by 5s, and 1s.	Count the number of books you have on a shelf. Write the number. What is 1 more, 1 less, 2 more, and 2 less?	Order six toys by length for tallest to shortest and from shortest to tallest. Explain your math thinking.	Write three math word problems about your toys. Draw a picture, too.	Write a subtraction number sentence about your friends.
Every hour, on the hour, record the time . Write or draw what you are doing at that time.	Grab a handful of coins. Record how much money you have. Repeat five times.	Roll three dice. Write the addition number sentence for the numbers rolled. Repeat five times.	Measure the width of ten of your toys with paper clips or another small object. Record your findings.	Count the number of doors and windows in your home. Write an addition number sentence.

Science Activities: First Grade "E" Grid


Complete these activities as you learn about patterns and cycles in space.

Directions: As directed by your teacher, complete a science activity from the grid and use the attached journal to record your answers.

<p>Observe the day and night sky and draw a picture of the objects you see.</p>	<p>With the help of a parent/guardian, older sibling, or another adult, figure out how to place your paper in the correct orientation. Use the orientation each day for the three days and observe the location of the sun in the morning, afternoon, and evening (3 days).</p>	<p>Use the same orientation for the paper used in lesson 2 to 4 to observe and draw the location of the moon at two different times for the next three days (3 days).</p>	<p>Make a claim about the path of the sun and moon and use your data as evidence to support your claim.</p>	<p>With the help of parent/ guardian, older siblings or another adult use the provided data to calculate the hours of daylight at different times of the year.</p>
<p>Use the data you calculated to make a graph of the hours of daylight at different times of the year.</p>	<p>Make a claim about the hours of daylight and use information from your graph as evidence to support your claim.</p>			

First Grade

Patterns and Cycles in Space




Name: _____




Go outside and observe the sky during the day and in the evening. Draw models to compare the objects you see if you look in the sky during the day and at night.

Day



Night



I learned: _____



See if your parents have a compass or an App for a compass on their phone. Use the compass to place the sheet so the top of the sheet is pointing south. Over the next three days, track the sun in the morning, afternoon, and evening. Draw the approximate location of the sun at each of the times of day.



POSITION OF THE SUN OBSERVATION DAY 1

You are standing here!



EAST

WEST



POSITION OF THE SUN OBSERVATION DAY 2



You are standing here!



EAST

WEST



POSITION OF THE SUN OBSERVATION DAY 3



You are standing here!



EAST

WEST



Place the sheet the same way you did to track the sun. Over the next three days, try to track the moon at two different times. Draw the approximate location of the moon below at each of the times you observed.

POSITION OF THE MOON OBSERVATION DAY 1



You are standing here!



EAST

WEST



POSITION OF THE MOON OBSERVATION DAY 2



You are standing here!



EAST

WEST



POSITION OF THE MOON OBSERVATION DAY 3



You are standing here!



EAST

WEST



Argument - Claim, Evidence, Reasoning

Topic: Path of the Sun and Moon

Question: What patterns do you see in the movement of the sun and moon?

Claim: Draw or write an answer to the question above.	Evidence: Provide evidence from your observations that supports your claim.	Reasoning: Explain why the evidence supports the claim.
I think	I learned	



Sunrise & Sunset Data

From your observation you noticed that the sun is not in the sky at night. It rises in the morning and sets in the evening. Below are the times of sunrise and sunset for the 30th of the month since the beginning of the year. February is the 29 because there were only 29 days in February this year. The time changes from a.m. to p.m. at 12:00. Count the approximate hours from sunrise to 12:00 and from 12:00 to sunset. Add the numbers together to get the total hours of daylight.

Date	Sunrise	# hours until 12:00 pm	Sunset	# hours 12:00 pm to sunset	Approximate Total Hours of Daylight
September 30, 2019	6:51 am		6:40 pm		
October 30, 2019	7:23 am		5:55 pm		
November 30, 2019	6:59 am		4:29 pm		
December 30, 2019	7:19 am		4:37 pm		
January 30, 2020	7:08 am		5:10 pm		
February 29, 2020	6:30 am		5:46 pm		
March 30, 2020	6:42 am		7:19 pm		



Using the data from the previous page, graph the hours of daylight for each month since the beginning of the year.

Hours of Daylight During the Year in New York

16							
15							
14							
13							
12							
11							
10							
9							
8							
7							
6							
5							
4							
3							
2							
1							
	September	October	November	December	January	February	March

Fall Starts

Winter Starts

Spring Starts



Argument - Claim, Evidence, Reasoning

Topic: Hours of daylight

Question: What patterns do you see in the length of hours of daylight during the year?

Claim: Draw or write an answer to the question above.	Evidence: Provide evidence from your observations that supports your claim.	Reasoning: Explain why the evidence supports the claim.
I think	I learned	




Name: _____ Grade-Teacher: _____

Library L.I.T.T.O. - 1st Grade

Choose activities that will make 3-in-a-row - TWICE. Have fun and be sure to put an X or an O on the activities!

Challenge: Do them all!

<p>(1) Digital Citizenship/Social Responsibility</p> <p>Talk to your families about our Internet traffic light.</p> <p><u>GREEN</u> means GO to sites we trust!</p> <p><u>YELLOW</u> means slow! Safety is a must.</p> <p><u>RED</u> means STOP, ask if it's ok.</p> <p>Follow your gut to go the right way!</p> <p>What are some green sites that you like to use?</p> <p>©Common Sense Media</p>	<p>(2) Personal Exploration</p> <p>Imagine that you are an <u>illustrator</u>!</p> <p>Think of your favorite book.</p> <p>Re-design the cover of the book.</p> <p>Tell a family member about your new cover.</p> <p>We'd love to see your ideas!!!</p>	<p>(3) Wonder/Investigate</p> <p>I've noticed a lot of squirrels running around my yard! Make a list of things you <u>know</u> about <u>squirrels</u>.</p> <p>Now come up with 3 <u>WONDER</u> questions you have!</p> <ol style="list-style-type: none"> 1. What I know about squirrels..... 2. I wonder..... <p><u>Wonder words:</u> What? Where? Who? Why? When? How?</p>
<p>(4) Making/Tinkering</p> <p>Using something, an old sock or paper bag, to create a puppet! Use materials around your house like paper, cotton balls, q-tips, etc. to add eyes and hair. Be sure to give your puppet a name.</p> <p>Have your puppet tell a story. Don't forget B-M-E (Beginning, Middle, End).</p> <p>Take a picture and introduce me to your puppet!</p>	<p>(5) Information Skills & Strategies</p> <p>My favorite season is fall. I love watching the leaves change color, going apple picking, and feeling the nice, cool weather.</p> <p>What is your favorite season?</p> <p>Give <u>3 reasons</u> why and draw a picture of you doing an activity in that season.</p>	<p>(6) Poetry</p> <p>Create a poem of things that are your favorite color!</p> <p>Purple</p> <p>Flowers Grapes Ice pops Crayon Balloon</p>
<p>(7) Reader Response and Reflection</p> <p>I want to grow a garden this summer. Make a list of 5 things I will need to use to design a garden.</p> <p><u>Challenge:</u> Write step by step directions on how I should create my garden!</p>	<p>(8) Voice & Choice</p> <p>Read your favorite story. Add a new character to your story. Remember to give the character a name and tell us what he/she will do in the story.</p>	<p>(9) Create</p> <p>Using paper and crafts around your house, create a bookmark to use as you read!</p> 

Created by: S. McIntyre, L. Pascucci, M. Rudolph, H. Thomas - March 2020

L.I.T.T.O. - Learning, Independence, Teamwork, Time Management, Ownership ©2013, Jean Hoins)