

Name:

8.3 H.w.

G.SRT.C.6 STUDENT NOTE & PRACTICE WS #1/#2 – geometrycommoncore.com

8

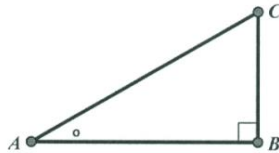
1. Learning to Label Side based off a reference angle.

Hypotenuse -- Longest Side --
Always Opposite the Right Angle.

Opposite Leg -- Leg of the triangle that does not form the reference angle.

Adjacent Leg -- Non-Hypotenuse leg of the reference angle.

Correctly Label the sides.



Reference Angle is $\angle A$

Correctly Label the Sides



Reference Angle is $\angle C$

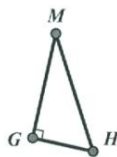
2. Determine the correct side based on the reference angle.

a)



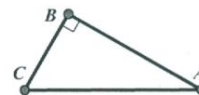
Reference $\angle R$
Opposite Side _____
Adjacent Side _____
Hypotenuse _____

b)



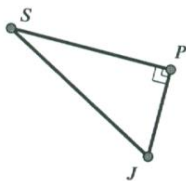
Reference $\angle M$
Opposite Side _____
Adjacent Side _____
Hypotenuse _____

c)



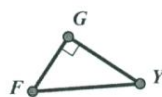
Reference $\angle C$
Opposite Side _____
Adjacent Side _____
Hypotenuse _____

d)



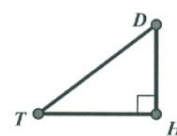
Reference $\angle S$
Opposite Side _____
Adjacent Side _____
Hypotenuse _____

e)



Reference $\angle Y$
Opposite Side _____
Adjacent Side _____
Hypotenuse _____

f)



Reference $\angle D$
Opposite Side _____
Adjacent Side _____
Hypotenuse _____