

FY 2016 – 2017 Budget Development

Joseph P. Dragone, Ph.D.
Superintendent of Schools
February 10, 2016

Tonight's Discussion: Variables

- Review Joint Committee Budget Hearing
- Current State Aid Estimates as included in the Governor's Budget Proposal
- Regents Budget Request
- Next Steps

Mission:

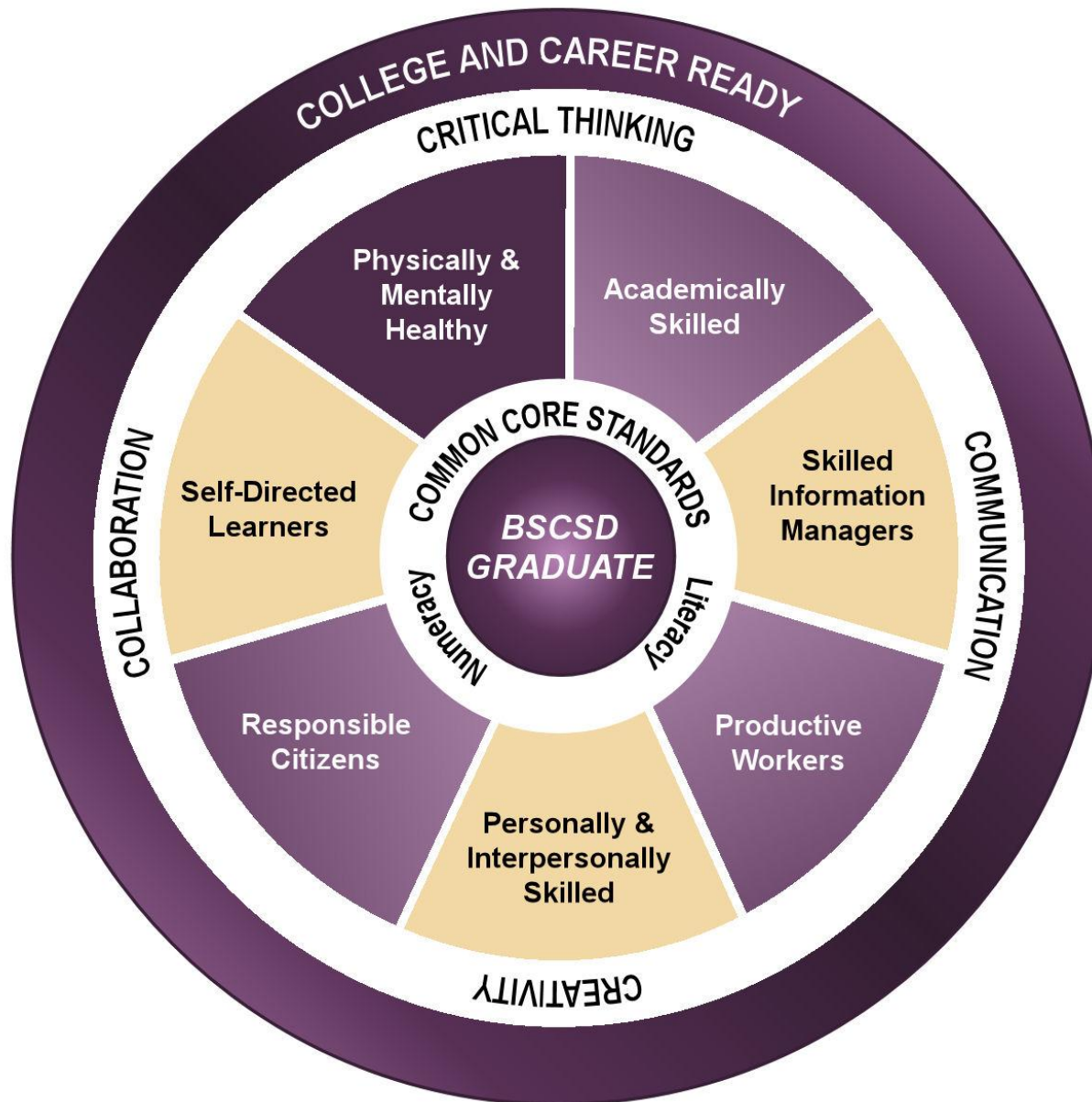
- The Ballston Spa Central School District is committed to providing an excellent education that maximizes the potential of each student. In partnership with family and community, our students will become responsible and well-rounded adults.

“Educating Everyone Takes Everyone”

Delivering on Our Mission:

- Outcomes:
 - Delivering Superior Performance
 - Having a Distinctive Impact on our Students and Community
 - Creating Lasting Endurance
- Core Values:
 - Academic Excellence
 - Commitment
 - Value
 - Involvement

Common Core Standards and Graduation Competencies:



Budget Principles and Guidelines:

- Establishes parameters for process:
 - Development Framework:
 - Support district goals and objectives
 - Support academic achievement
 - Support efficient and effective district operations
 - Fiscal responsibility

Mission, Principles and Guidelines and Budget Goals:

- Mission: What we stand for
- Principles and Guidelines focus on development parameters
- Goals create a framework to prioritize decisions
- All are necessary to build a budget.

Ballston Spa

CENTRAL SCHOOL DISTRICT



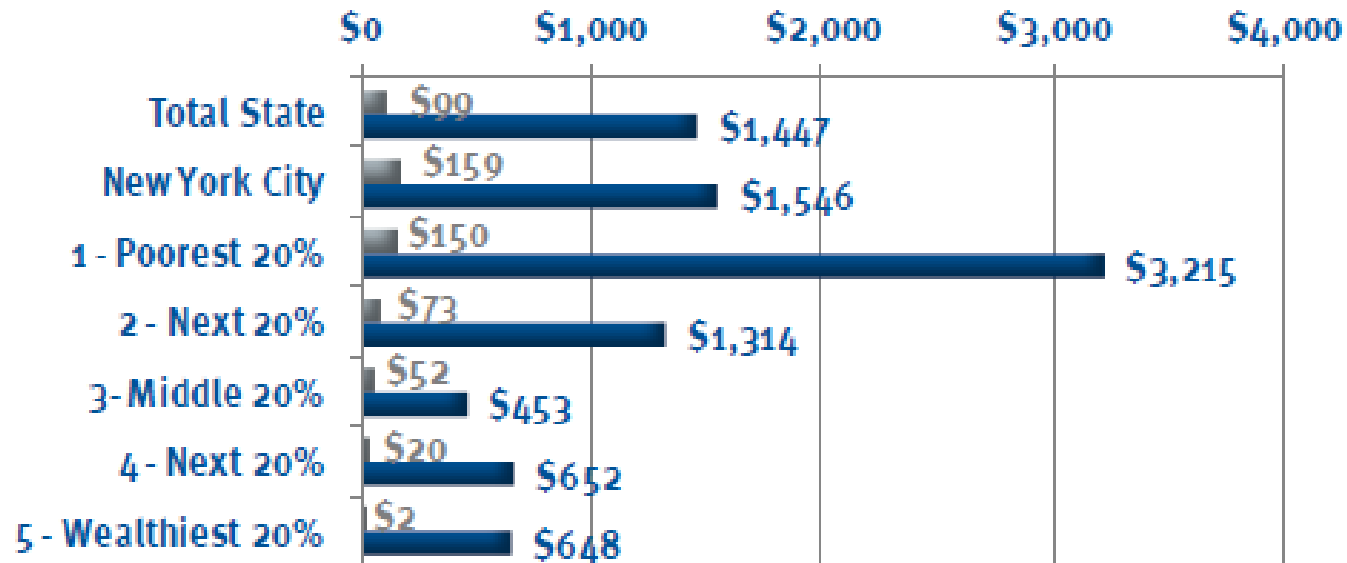
| | Spending | Remaining GEA | | Foundation Aid Still Due | |
|---------------------|----------------|---------------|-----|--------------------------|------|
| | | Total | % | Total | % |
| New York City | 23,735,344,461 | 87,281,046 | 0.4 | 1,959,214,202 | 8.3 |
| Big 4 | 2,595,258,064 | 5,766,224 | 0.2 | 304,398,875 | 11.7 |
| High-Need Urban/Sub | 4,614,737,314 | 4,502,798 | 0.1 | 904,053,044 | 19.6 |
| High-Need Rural | 3,302,496,593 | 3,661,892 | 0.1 | 267,418,757 | 8.1 |
| Average-Need | 16,105,029,277 | 233,368,339 | 1.4 | 725,101,854 | 4.5 |
| Low-Need | 9,794,211,363 | 99,019,366 | 1.0 | 277,734,047 | 2.8 |
| State Total | 60,147,077,072 | 433,599,665 | 0.7 | 4,437,920,779 | 7.4 |

Data Source: 2015-16 Enacted Budget and 2013-14 Fiscal Profiles

Foundation Aid: Proposed increase per pupil and phase-in amount remaining after increase

Districts grouped by student poverty*

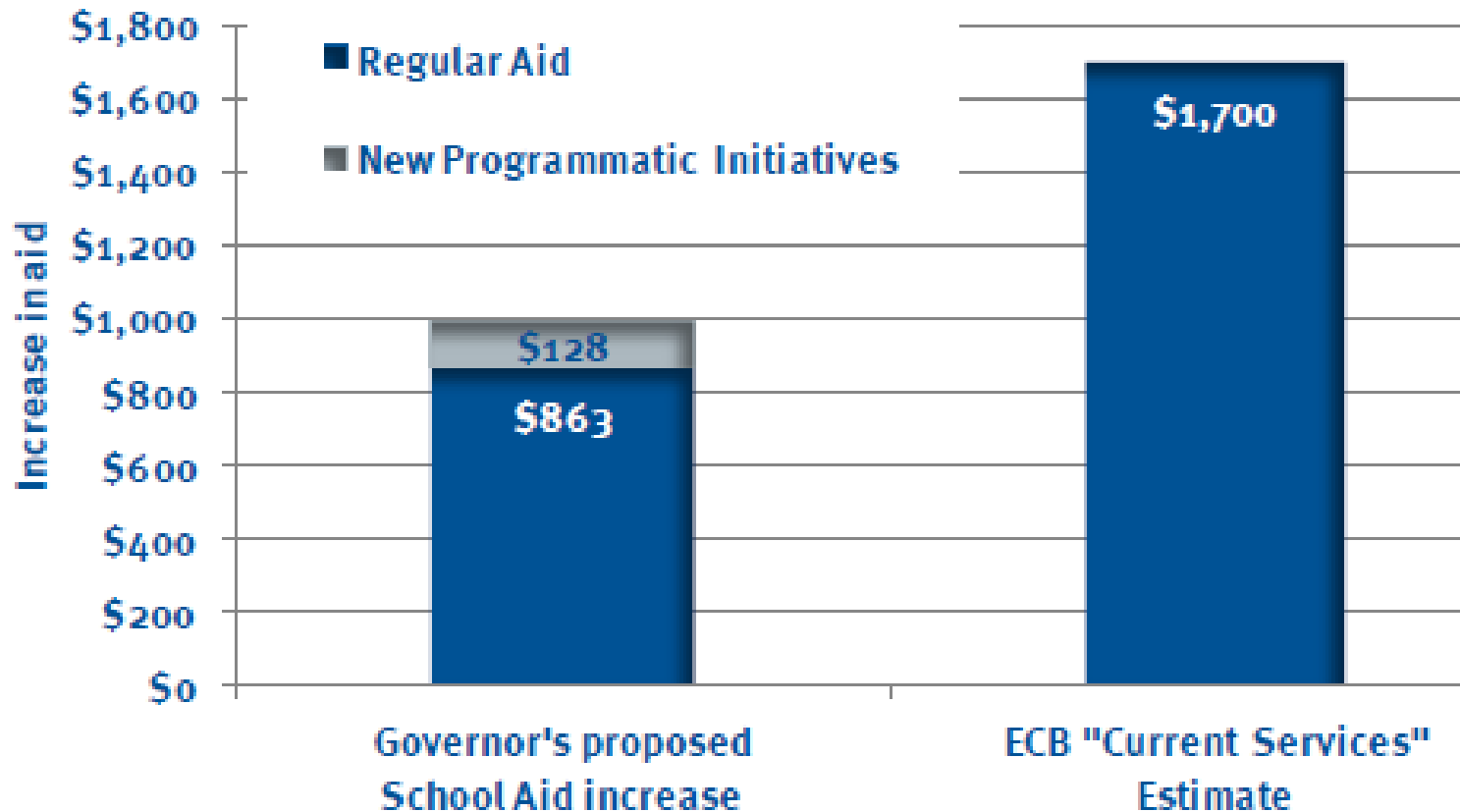
- 2016-17 Foundation Aid Increase per Pupil
- Fully Phased-in Foundation Aid Increase per Pupil



*% of students qualifying for federal Free & Reduced Price Lunch program,

SOURCE: Council analysis of NYSED School Aid data

Comparison of Executive Budget School Aid increase and ECB current services need estimate (\$ in millions)



Governor's State Aid Proposal:

| | |
|---|--------|
| Gap Elimination Adjustment (GEA) | |
| 2015-2016 Remaining Per Pupil GEA: | -\$338 |
| GEA Elimination As Per Pupil Increase Over the Governor's Proposal: | \$222 |
| Foundation Aid | |
| Full Phase-In Increase Per Pupil Over 2015-2016 | \$642 |
| Governor's Proposed Increase Per Pupil: | \$9.52 |

State Aid Deficit Since 2010:

2016-17 Proposed Foundation Aid: \$18,111,811

Increase over 2015-2016: \$39,758

Full Phase-in Foundation Aid: \$20,755,013

Amount Under-funded: **(\$2,643,202)**

2016-2017 Proposed GEA Reimbursement: \$486,427

Full GEA Restoration: \$1,412,331

Amount Under-funded: **(\$925,904)**

Total 2016-2017 Aid Deficit Under Current Law: **(\$3,569,106)**

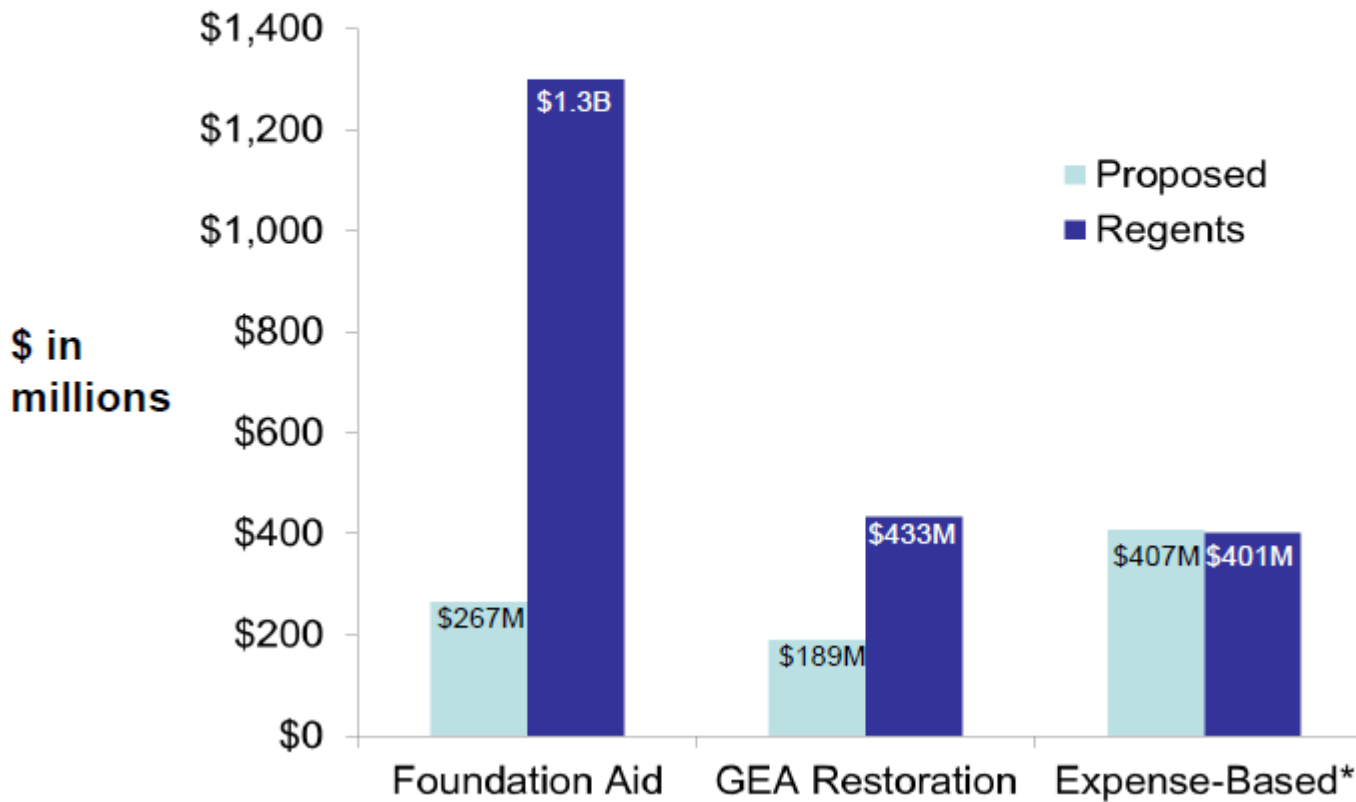
*NYSCOSS as of February 3, 2016

Regents 2016-17 Proposal on State Aid to Schools

Recommends a \$2.4 billion total increase in school aid for the 2016-17 school year to invest in the success of our students.

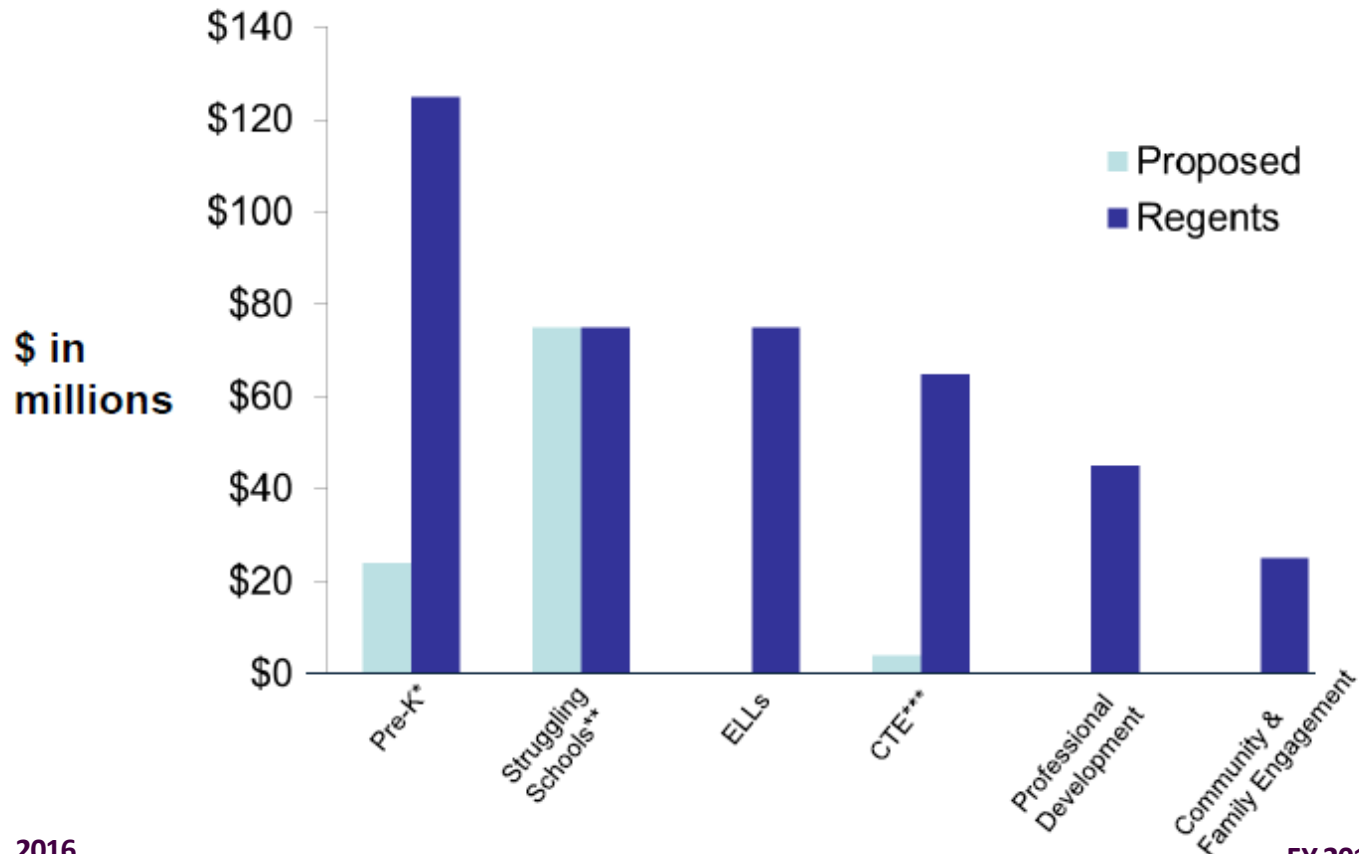
- Provides \$2.1 billion in formula aids to school districts by fully restoring the Gap Elimination Adjustment and providing a significant phase-in of Foundation Aid.
- Provides \$345 million in critical investments
 - Expanding and consolidating universal prekindergarten
 - Support for Struggling Schools
 - Opportunities for English language learners
 - Professional Development for our educators
 - Family and Community Engagement
- Provides for new reimbursements in 2017-18 for investments in pathways programs and digital learning.

Regents State Aid Proposal: State Aid to Schools



NYSED, January 27, 2016

Regents State Aid Proposal: Critical Investments



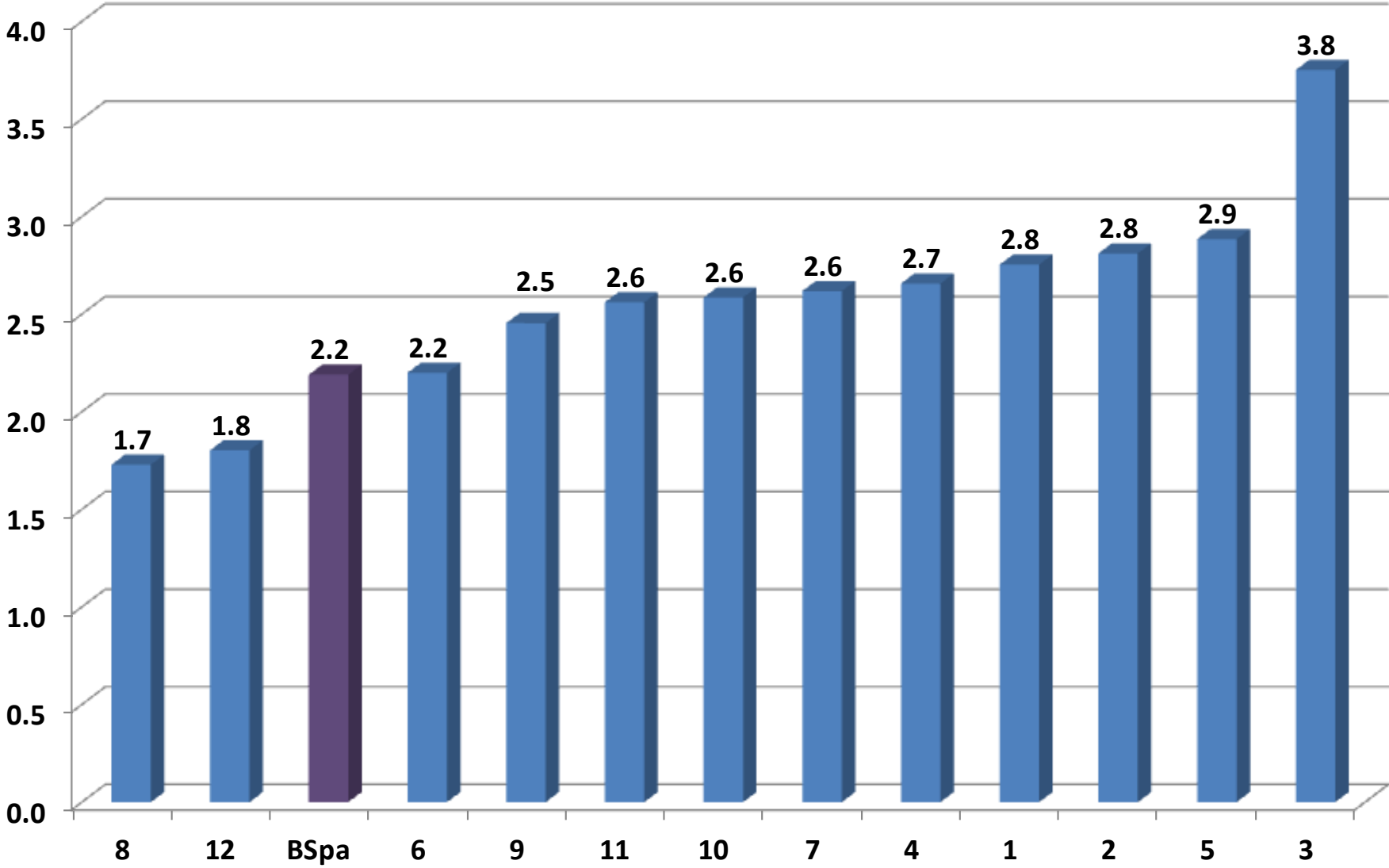
SED Budget Priorities

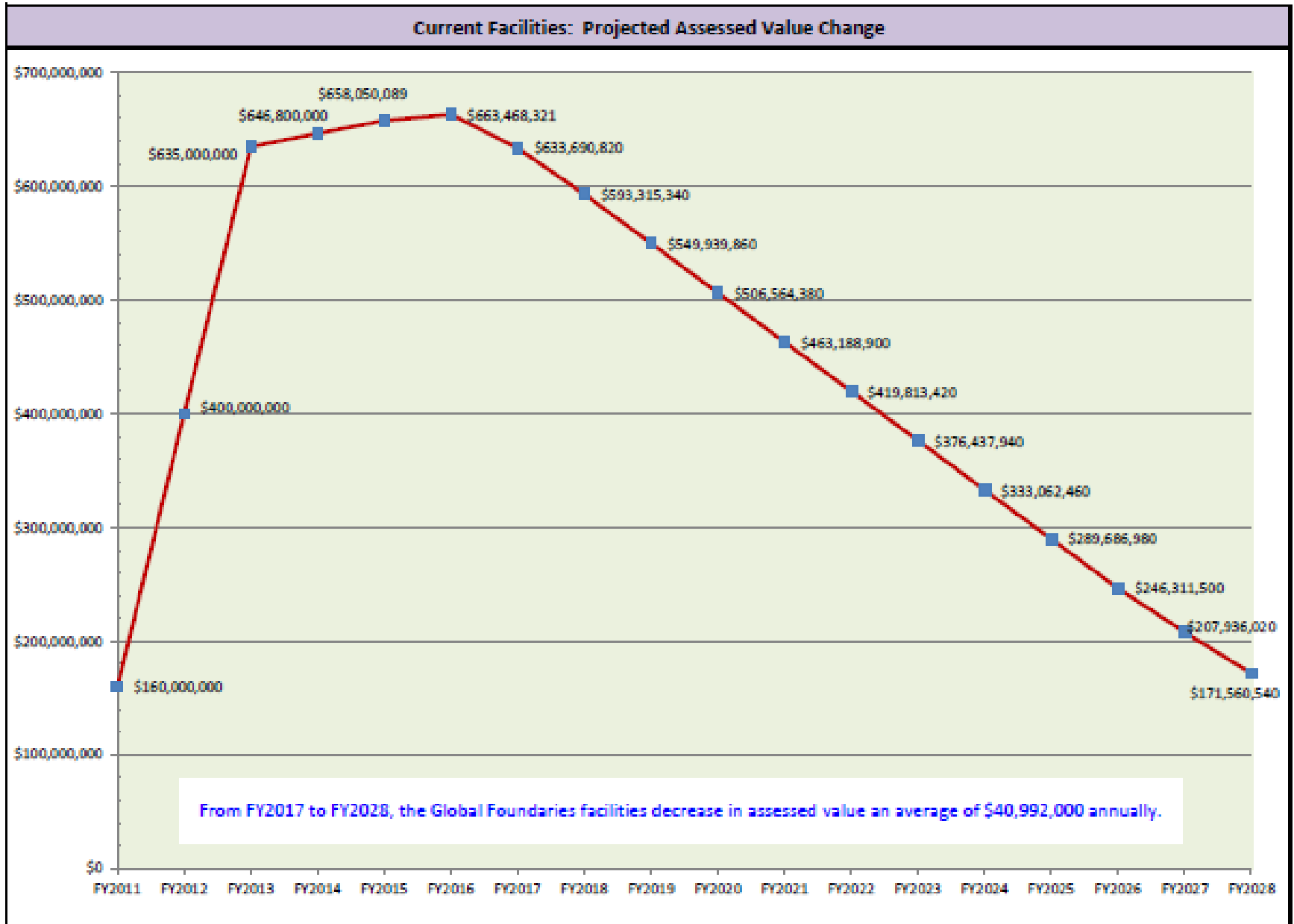
| Priority | Request |
|---|-------------|
| Initiatives to Improve Outcomes for Boys and Young Men of Color | \$21.0M |
| Build Technical Assistance and Support Capacity at SED | 5% setaside |
| Bridge to College and Careers Pilot Program | \$10.0 M |
| Higher Education Opportunity Programs | \$9.75 M |
| Improving Assessments for Students with Disabilities | \$2.9 M |
| Enhance the Achievement of ELLs | \$10.0 M |
| Support Public Library Construction | \$4.2 M |
| Facilities Planning System | \$4.0 M |
| State Aid Modeling | \$2.0 M |
| Erasure Analysis of Test Results | \$500,000 |

Reimbursable Aid Requests for 2017-2018:

- College and Career Pathways:
 - \$65 Million
 - CTE , ECHS and P-TECH
- Support for the Transition to Digital Learning:
 - \$50 Million
 - Access, devices, online content, professional development

Suburban Council 7-Year Average Tax Levy Increase (%) 2009-2010 to 2015-2016

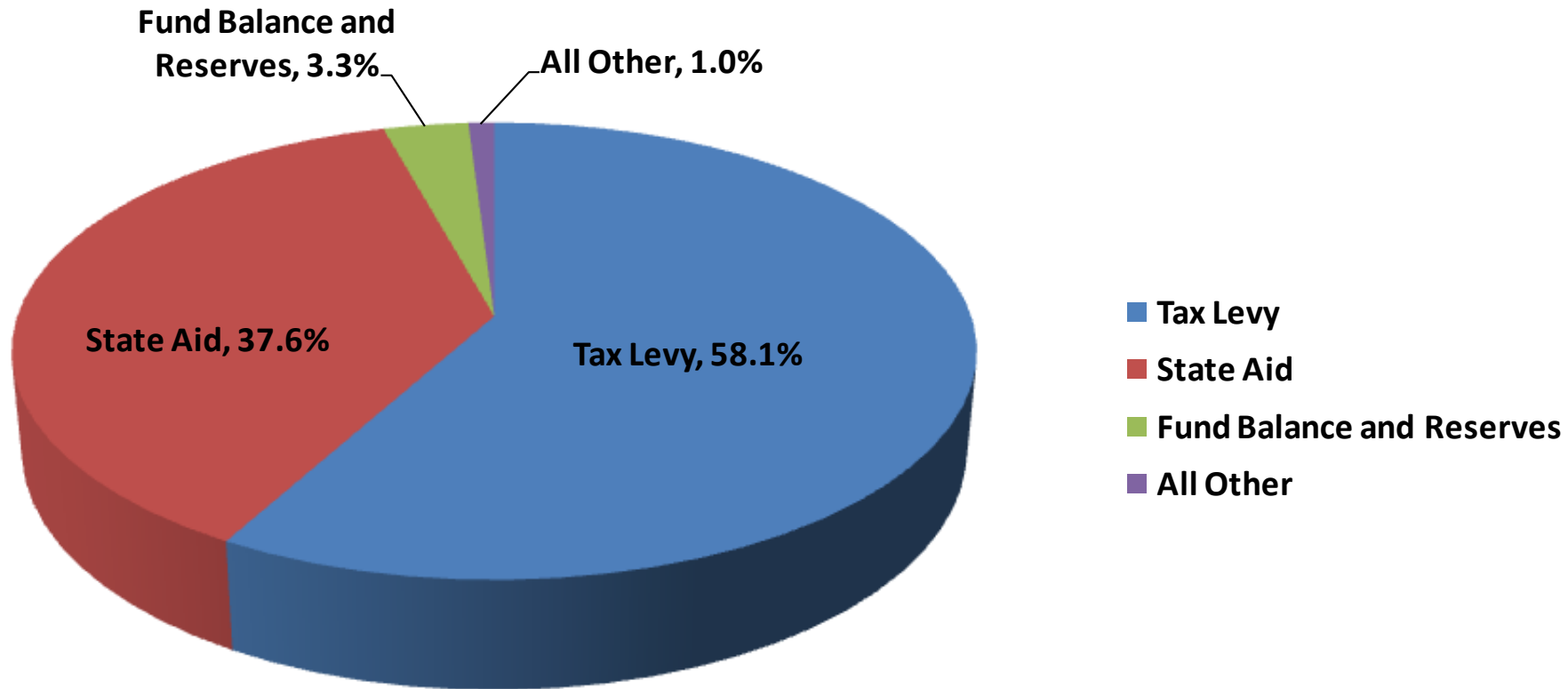




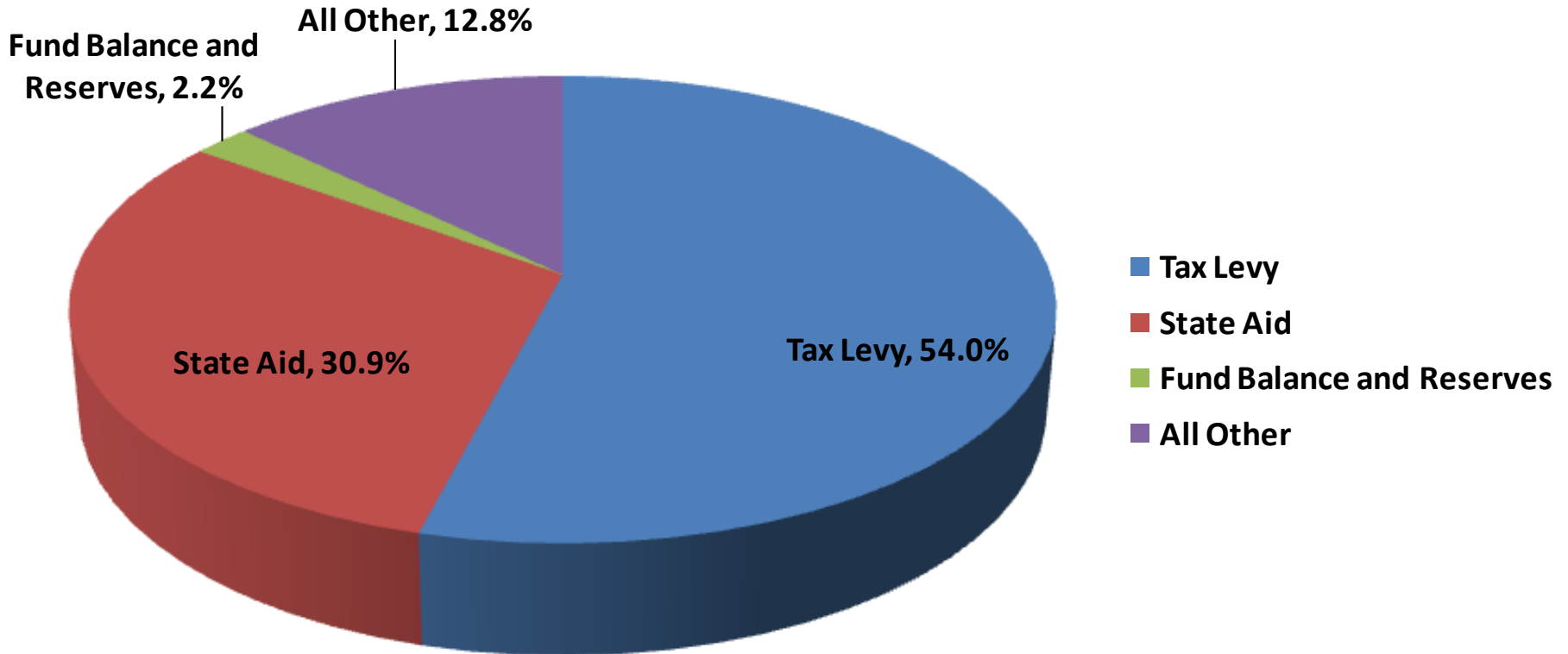
GLOBALFOUNDRIES Depreciation:

| Fiscal Year | Assessment | Depreciation | % of Assess. |
|-------------|------------------------------|-----------------|--------------|
| FY2016 | \$663,468,321 ← You are Here | | |
| FY2017 | \$633,690,820 | (\$29,777,501) | -4.5% |
| FY2018 | \$593,315,340 | (\$40,375,480) | -6.4% |
| FY2019 | \$549,939,860 | (\$43,375,480) | -7.3% |
| FY2020 | \$506,564,380 | (\$43,375,480) | -7.9% |
| FY2021 | \$463,188,900 | (\$43,375,480) | -8.6% |
| | | | |
| FY2031 | \$165,625,320 | (\$497,843,001) | -75% |

Revenue Sources: FY 2009-2010



Revenue Sources: FY 2015-2016



Proposed Mandate Relief:

Property Tax Freeze Program:

- Not really a freeze; a refund based on several constraints
- Rebates provided on the following conditions:
 - 2014-2015: Stay within the tax cap
 - 2015-2016: Stay within the tax cap **AND demonstrate multi-year organizational efficiencies.**
- The district has met all requirements and qualified homeowners should have received their refund check

Politics:

- Every year since 1990, operating aid formulas (such as Foundation Aid) have been frozen, offset by Gap Elimination Adjustments or Deficit Reduction Assessments, or otherwise limited by phase-in factors or "transition adjustments."*
- Current battle ground is GEA vs. Foundation Aid
- If GEA is addressed, it still kicks the problem down the road.

Next Steps: March 2 Meeting

- Draft 2016-2017 Expenditures
- Allowable Tax Levy Limit Calculation
- Next Steps

FY 2016 – 2017 Budget Development

Joseph P. Dragone, Ph.D.
Superintendent of Schools
February 10, 2016